

UNILIFT AP

Grundfos UNILIFT AP submersible wastewater pumps are suitable for temporary as well as permanent free-standing installation. All pumps are fitted with carrying handles. The UNILIFT AP pumps have a stainless steel sleeve for cooling during operation.

BENEFITS

- Permanent as well as portable installation
- Easy to install
- Service friendly
- Optional automatic operation

APPLICATIONS

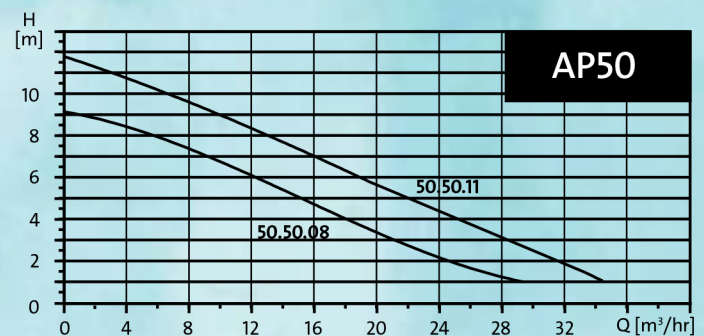
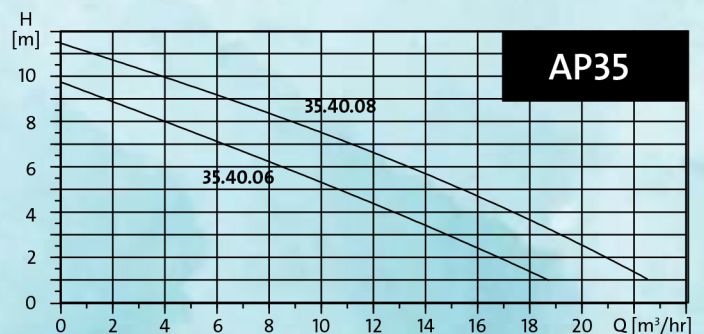
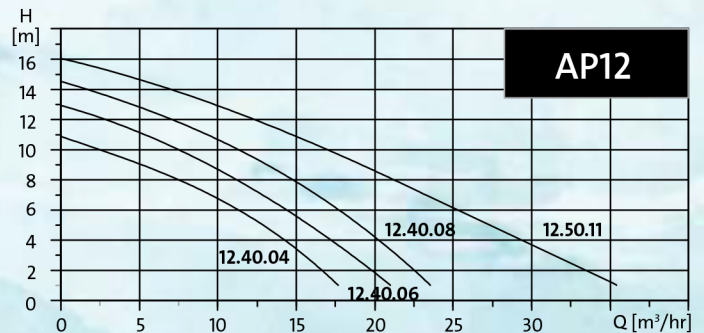
- Rainwater, drainage water and water from flooding Pools
- Effluents from showers, washing machines and sinks below sewer level
- Water and rainwater in horticulture

FEATURES

- Stainless steel
- Mechanical shaft seal
- Replaceable cable
- High single-phase protection - no additional motor protection needed
- Semi-open or vortex impeller
- Handy and easy to transport
- Clip-on strainer prevents large particles from entering

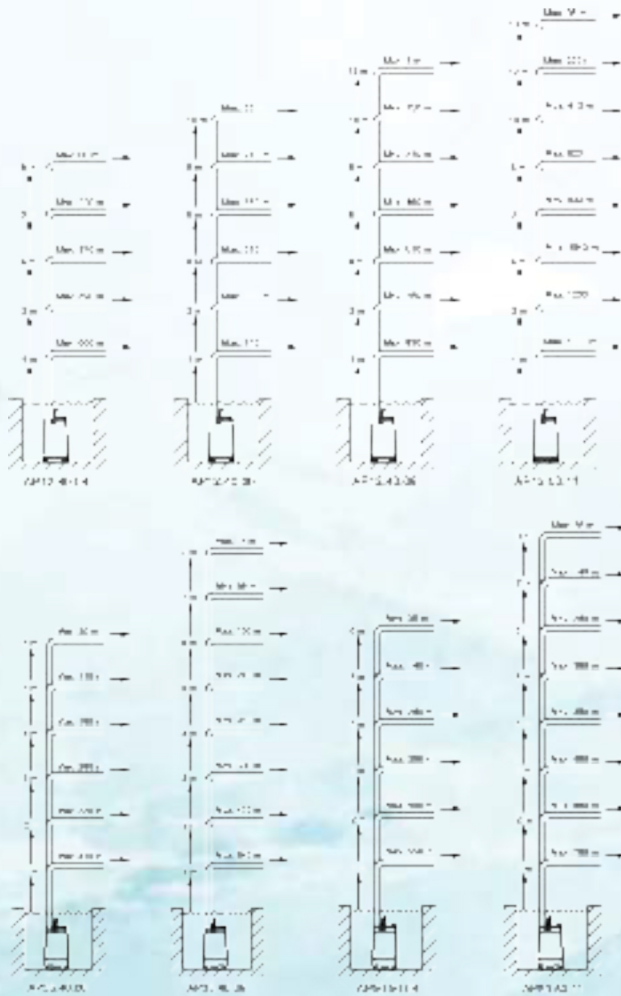


PERFORMANCE CURVE

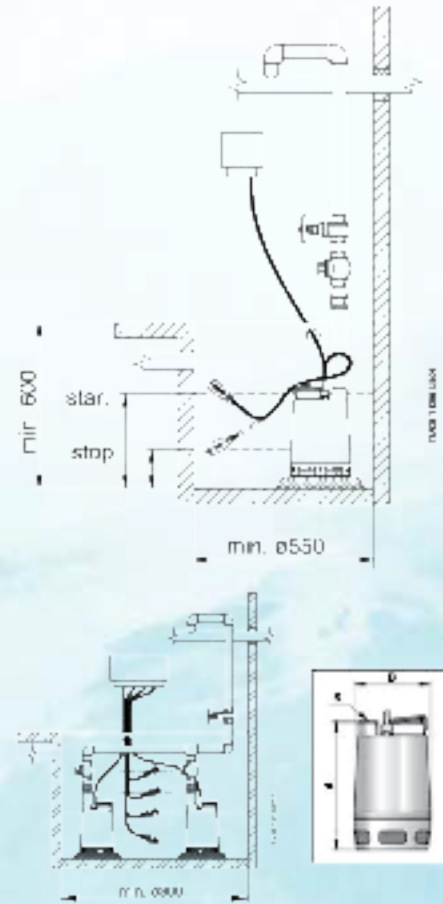


SELECTION

The overview below is suitable for the selection of the correct size of Unilift AP12 pumps used in the stationary applications. To ensure that the discharge pipe is self-cleaning, the calculation of the pipe lengths are based on these requirements.



INSTALLATION



PRODUCT RANGE

Part Code	Model	Voltage (V)	Power		Current I (A)	FLOW M ³ /hr	Hydraulic Data						Solid Handling mm	Pump Dim			Weight (kg)
			kw P2	Hp			0	5	10	15	20	25		30	A	B	
96023914	AP12.40.04.A1	1 x 230	0.4	0.54	3	HEAD	11	9	7	3.5			12	321	216	RP 1½	11
96023929	AP12.40.06.A1	1 x 230	0.6	0.8	4.4		13	11	8.5	6	2		12	321	216	RP 1½	11
96023930	AP12.40.08.A1	1 x 230	0.8	1.07	5.9		14.5	13	10.5	8	4		12	346	216	RP 1½	12.6
96023931	AP12.50.11.A1	1 x 230	1.1	1.48	8.5		16	15	14	11	8.5	6	4	12	357	241	RP 2

Part Code	Model	Voltage (V)	Power		Current I (A)	FLOW M ³ /hr	Hydraulic Data						Solid Handling mm	Pump Dim			Weight (kg)	
			kw P2	Hp			0	5	10	15	20	25		30	A	B		S
96023932	AP35.40.06.A1V	1 x 230	0.6	0.8	4	HEAD	10	9	8	7	6	5	4.5	35	376	216	RP 1½	11.4
96023933	AP35.40.08.A1V	1 x 230	0.8	1.07	5.5		11.5	11	10	9	8.5	7.5	6.5	35	410	216	RP 1½	12.7

Part Code	Model	Voltage (V)	Power		Current I (A)	FLOW M ³ /hr	Hydraulic Data						Solid Handling mm	Pump Dim			Weight (kg)	
			kw P2	Hp			0	5	10	15	20	25		30	A	B		S
96023934	AP50.50.08.A1V	1 x 230	0.8	1.07	5.9	HEAD	9	8	7	5	3	2		50	436	241	RP 2	15.1
96023935	AP50.50.11.A1V	1 x 230	1.1	1.48	8		12	10.5	9	7	5.5	4	2	50	436	241	RP 2	15.1