

UNILIFT KP

The Grundfos Unilift KP is a single-stage, stainless steel drainage pump, compact in design with hermetically sealed stator housing (canned motor). The pump can be installed permanently or used as a portable pump. It may be operated fully or partially submerged.

The pump is suitable for the following applications:

- Pumping in drainage collecting wells
- Pumping of wastewater without discharge from toilets
- Drainage of flooded cellars or buildings
- Emptying of swimming pools, tanks and fountains
- Applications within agriculture, horticulture, dairies, breweries and the process industry

KEY FEATURES

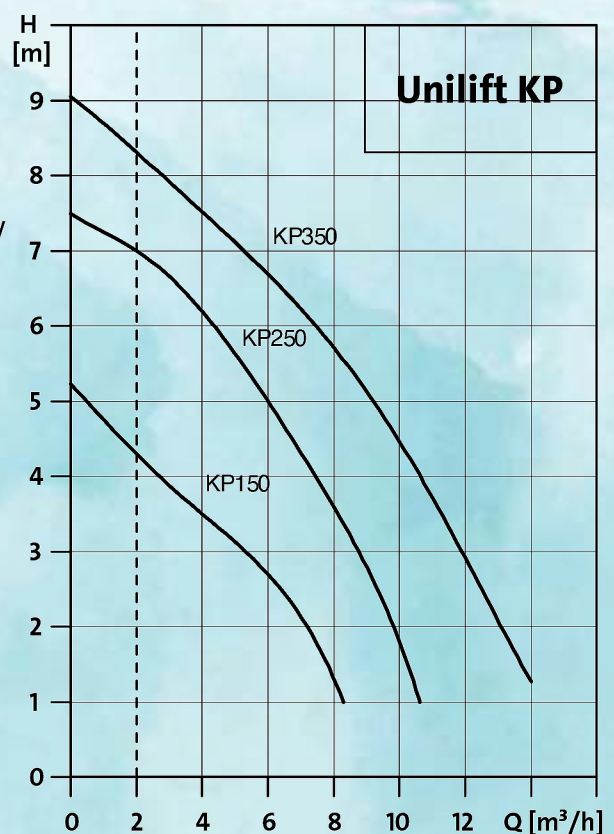
- Thermal overload protection
- Auto-restart
- Handy and easy to transport
- Clip-on strainer for easy maintenance

TECHNICAL DATA

- **Max. flow rate, Q** : 14 m³/h
- **Max. head, H** : 9 m
- **Liquid temp.** : 0 °C to +50 °C
- **Max. particle size** : 10 mm
- **Material** : Stainless steel
- **Installation depth** : Max. 10 metres below liquid level

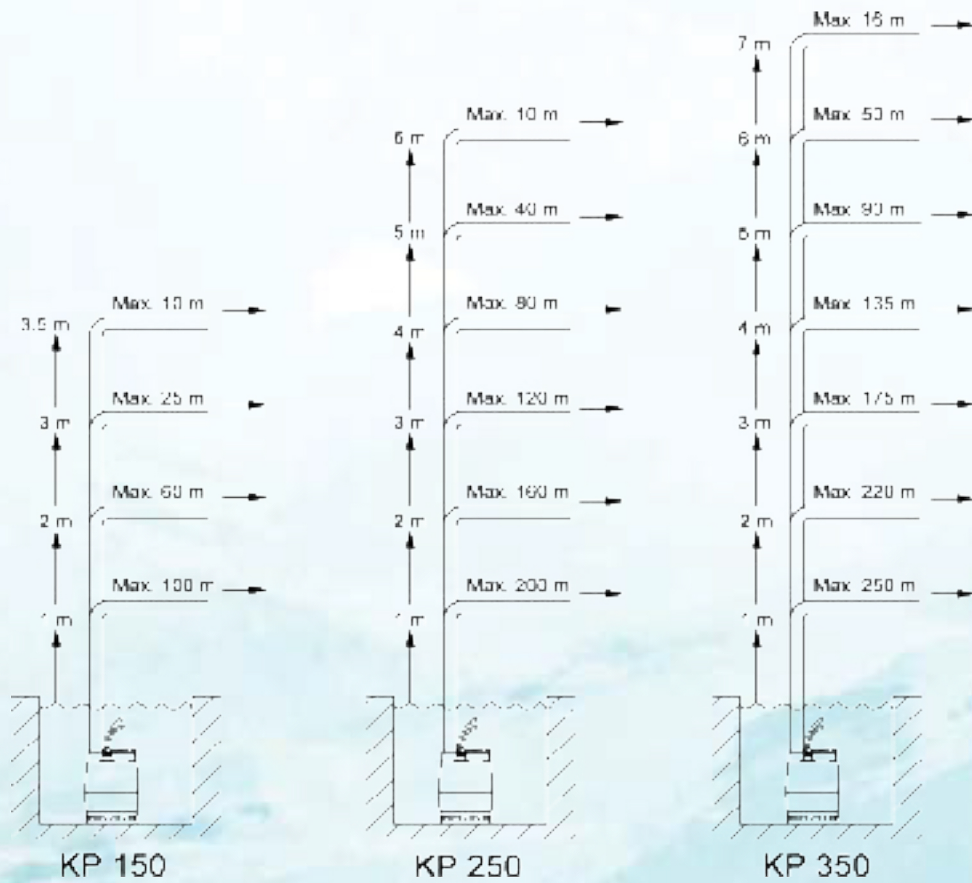


PERFORMANCE CURVE

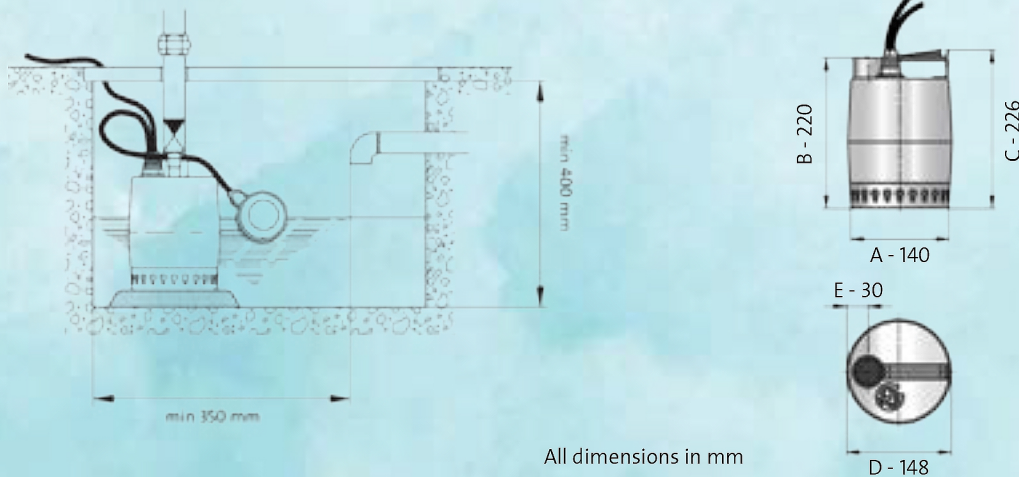


SELECTION

The overview below is suitable for the selection of the correct size of Unilift KP pumps used in stationary applications. The flow velocity through the discharge pipe must be minimum 0.7 m/s to ensure self-cleaning.



INSTALLATION



PRODUCT RANGE

Part Code	Model	Voltage (V)	Power		Current I (A)	Pump Dimension (mm)					Outlet Pipe Size	Weight (kg)
			kw P1	Hp		A	B	C	D	E		
011K4700	Unilift KP 150 A1	1 x 220-240	0.3	0.4	1.3	140	220	226	148	30	1 1/4	7
012K4700	Unilift KP 250 A1	1 x 220-240	0.48	0.64	2.3	140	220	226	148	30	1 1/4	7
013N4700	Unilift KP 350 A1	1 x 220-240	0.7	0.94	3.2	140	220	236	148	30	1 1/4	7.3

For all pumps, electrical supply is 1 phase 200-240 Volts AC, 50 Hz